NIEUWSBRIEF V.V.S. WERKGROEP ZON

Waarnemingsresultaten en nieuws voor zonnewaarnemers	Jaargang : 15	Nummer: 168	Februari 2010

Franky Dubois Poelkapellestraat 39 langemark 8920

Web site: http://www.bso.vvs.be/ e-mail astrosun@skynet.be

Een en ander herschikt de laatste maanden, sommige mensen gaan de papieren nieuwsbrief niet meer ontvangen omdat ze vroeger zonnewaarnemingen verrichten en nu niet meer. Een en ander kadert in het herindelen van mijn vrije tijd en omdat ik geen opvolger vind moet ik op een of andere manier zorgen dat ik wat minder werk krijg.

Eerst de nieuwsbrief onder handen genomen, je hebt het misschien al opgemerkt dat enkel de waarnemingen worden gepubliseerd , teksten ga je voorlopig niet meer vinden in de nieuwsbrief.

Ook de website gaat verandering tegemoet , ik denk er sterk aan om de fotodatabase op te doeken , de laatste maanden amper de tijd had om aan te passen. Maar indien zich iemand geroepen voelt om de volledige website te runnen mag dit zeker melden bij de werkgroepleider.

De volgende jaarlijkse vergadering gaat door op 18 september in het Europlanetarium. We zijn er tevens te gast om het vijfjarig bestaan te vieren van de Limburgse zonnewaarnemers.

Heb je zin om iets naar voren te brengen , dan kan je het nu al laten weten .

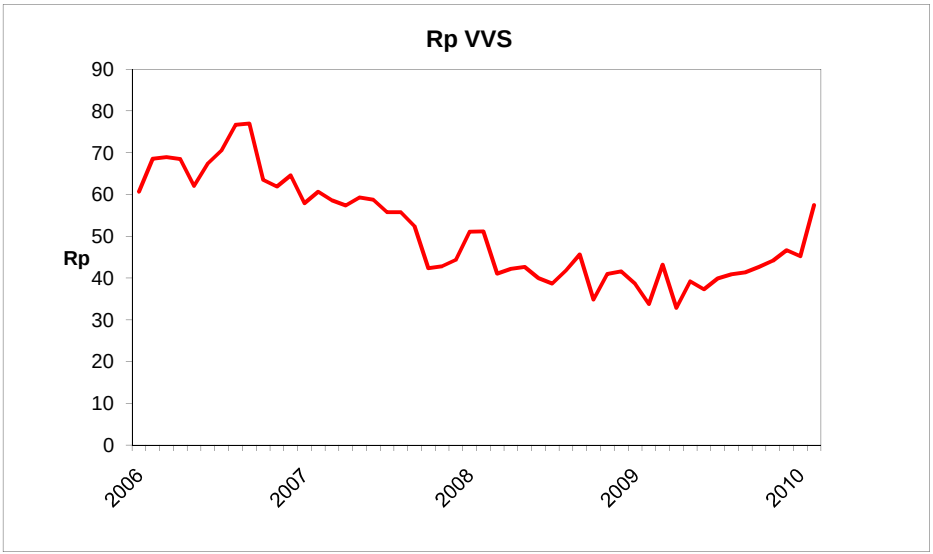

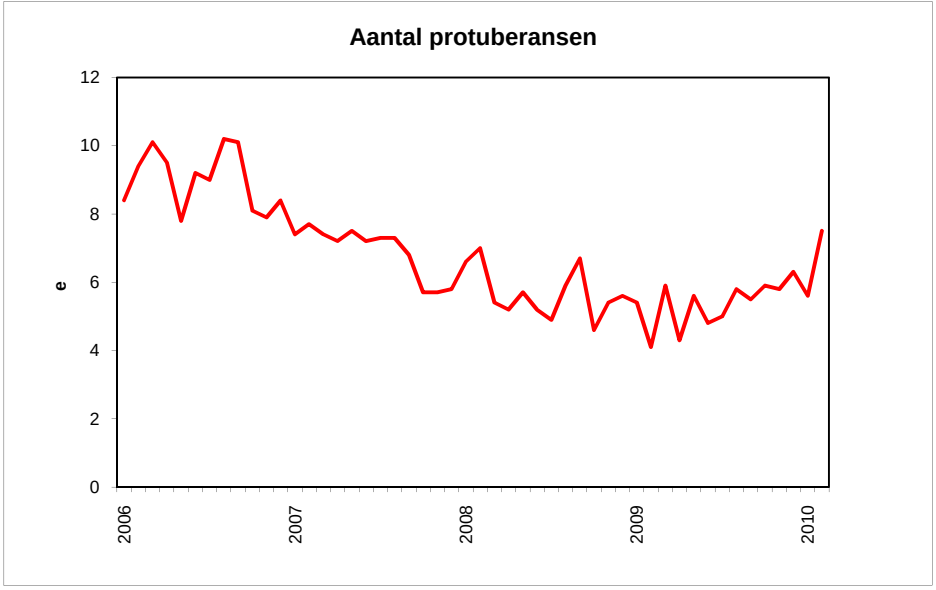

Gemiddelden werkgroep zon februari 2010

Groepen :	N	**1,28**	Wolfgetal :	N	**20,5**	RE'	**207,2**
	S	**0,64**		S	**9**	CV	**19,7**
	N+S	**1,84**		N+S	**29,5**		

221 waarnemingen 28 waarnemers

Wolfnumbers Belgian Solar Observers

Month: **February 2010**

Dag	SIDC	L. Meeus			H.Coeckelberghs			Publ Obs Mira			O. Steen			F. Dubois			L. Claeys			G. Deman			A.T.Son			H. De Backer			B. Thooris			A Gabriel			Dag
	R	g	f	R	g	f	R	g	f	R	g	f	R	g	f	R	g	f	R	g	f	R	g	f	R	g	f	R	g	f	R	g	f	R	
1	11										1	5	15	1	6	16				1	7	17				1	5	15	1	5	15	1	4	14	1
2	9																																	2
3	9										1	3	13	1	1	11							1	7	17	1	3	13				1	3	13	3
4	8										1	1	11	1	1	11										1	1	11							4
5	8										1	1	11	1	1	11										1	1	11				2	2	22	5
6	24	2	17	37							2	10	30	3	21	51	1	15	25				2	16	36				2	9	29				6
7	21																																		7
8	39																															3	35	65	8
9	37										3	26	56	3	26	56										3	23	53				3	32	62	9
10	33										3	35	65	3	33	63										2	34	54	3	18	48	4	28	68	10
11	29										2	25	45	2	25	45										2	17	37	3	15	45	2	19	39	11
12	27										2	19	39	2	22	42				2	22	42				2	22	42	3	15	45	2	17	37	12
13	28										2	16	36	2	24	44													2	8	28				13
14	22													3	12	42																			14
15	20										2	6	26													2	7	27				2	9	29	15
16	20	2	10	30	3	8	38				2	8	28	2	13	33				2	12	32	2	15	35	2	7	27	1	3	13	2	11	31	16
17	28										2	12	32	3	15	45																3	15	45	17
18	15	2	11	31													1	6	16				1	8	18							2	10	30	18
19	13										1	6	16																						19
20	13	1	12	22							1	8	18	1	14	24	1	12	22							1	9	19	1	7	17	1	11	21	20
21	11	1	5	15							1	4	14	1	5	15	1	8	18							1	5	15				1	7	17	21
22	11										1	4	14				1	6	16							1	5	15				1	6	16	22
23	10																																		23
24	20										2	8	28	2	9	29	1	5	15							3	7	37				3	8	38	24
25	19										2	7	27	2	10	30										2	7	27				2	8	28	25
26	18										2	7	27	2	9	29																2	6	26	26
27	9				1	3	13				1	4	14	2	7	27	1	4	14										1	1	11	2	3	23	27
28	9																																		28
																																			29
																																			30
																																			31
#	**18,6**			**27,0**			**25,5**			**#####**			**26,9**			**32,8**			**18,0**			**30,3**			**26,5**			**26,9**			**27,9**			**32,8**	

Observations of the SIDC are not included in the Belgian monthly Wolfnumber.
Publ Obs Mira : observers : Francis Meeus , Guido Mattheus and Marc Rayen

Dag	SIDC	P.J.Dekelver			J. Bourgeois			KSB			Carels			G.Gubbels			J. Claes			E. De Ceuninck			R. Dezeure			B. Taillieu			K.Dewaele			F. van Loo			Dag
	R	g	f	R	g	f	R	g	f	R	g	f	R	g	f	R	g	f	R	g	f	R	g	f	R	g	f	R	g	f	R	g	f	R	
1	11							1	4	14				1	6	16				1	7	17	1	4	14	1	6	16	1	7	17				1
2	9																																	2
3	9													1	4	14																		3
4	8							1	1	11										1	1	11	1	1	11	1	1	11							4
5	8							1	1	11										2	2	22	1	1	11	1	1	11							5
6	24							2	13	33				2	16	36	2	22	42				2	8	28	3	11	41							6
7	21																																		7
8	39							3	28	58				2	36	56																			8
9	37				1	29	39				3	29	59							3	24	54	3	14	44	3	18	48							9
10	33							2	26	46										2	40	60	2	17	37	2	25	45				2	15	35	10
11	29										2	27	47							2	21	41	2	11	31	2	15	35							11
12	27							2	15	35	2	21	41										1	10	30	2	16	36							12
13	28										2	18	38										2	12	32	2	20	40							13
14	22																3	13	43																14
15	20										2	13	33																						15
16	20	2	12	32	1	4	14	2	10	30	2	9	29	2	13	33	2	8	28	2	7	27	2	4	24	2	9	29				1	4	14	16
17	28										3	13	43							2	6	26													17
18	15	2	14	34	2	10	30	1	9	19				2	16	36																2	11	31	18
19	13	1	12	22													1	7	17																19
20	13							1	7	17	1	8	18							1	14	24	1	7	17	1	9	19							20
21	11	1	7	17				1	8	18				1	8	18				1	5	15				1	5	15							21
22	11							1	6	16																									22
23	10																																		23
24	20							2	14	34	2	9	29							2	8	28	2	4	24	2	8	28							24
25	19							2	9	29																									25
26	18				2	8	28																2	4	24										26
27	9	1	4	14				1	6	16				2	6	26							1	1	11	2	5	25				1	4	14	27
28	9																																		28
																																			29
																																			30
																																			31
#	**18,6**			**23,8**			**27,8**			**25,8**			**37,4**			**29,4**			**32,5**			**29,5**			**24,1**			**28,5**			**17,0**			**23,5**	

Dag	SIDC	J.Bonse			Verboven			J.Bavais			A.De Kerchove			F.Feys			D.V.Hessche			G.Vandenbulcke														Dag
	R	g	f	R	g	f	R	g	f	R	g	f	R	g	f	R	g	f	R	g	f	R	g	f	R	g	f	R	g	f	R	g	f	R	
1	11													1	11	21	1	4	14																1
2	9													1	7	17																			2
3	9																																		3
4	8																																		4
5	8																																		5
6	24	2	13	33	2	12	32	2	18	38							2	6	26																6
7	21																																		7
8	39																																		8
9	37																																		9
10	33																																		10
11	29																																		11
12	27																			2	12	32													12
13	28																			2	24	44													13
14	22																																		14
15	20																																		15
16	20													2	14	34				2	9	29													16
17	28													1	3	30																			17
18	15													0	0	35																			18
19	13													0	0	27				1	14	24													19
20	13													0	0	22				1	10	20													20
21	11				1	7	17							0	0	19																			21
22	11													0	0	23																			22
23	10													0	0	27				2	11	32													23
24	20													1	6	52																			24
25	19													1	4	31																			25
26	18																																		26
27	9	1	3	13	1	3	13							1	4	14	1	5	15																27
28	9																																		28
																																			29
																																			30
																																			31
#	**18,6**			**23**			**20,7**			**38,0**			**#####**			**27,1**			**18,3**			**30,2**			**#####**			**#####**			**#####**			**#####**	

Sunspotnumbers VVS Belgium

Month: 'February 2010

	GROUPS			WOLFNUMBER					
Day	N	S	N+S	N	S	N+S	RE'	CV	OBS
1	1	0	1	15,9	0	**15,9**	66	9	13
2									1
3	1	0	1	13,5	0	**13,5**	98	8	6
4	1	0	1	11,0	0	**11,0**	37	7	7
5	1	0	1	13,8	0	**13,8**	38	8	8
6	2	0	2	33,9	0	**33,9**	173	15	15
7									
8	3	0	3	55,3	0	**55,3**	904	59	4
9	2	1	3	42,1	10,3	**52,4**	577	35	9
10	2	1	3	41,1	11	**52,1**	668	46	10
11	2	0	2	40,6	0	**40,6**	425	43	9
12	2	0	2	38,3	0	**38,3**	473	60	11
13	2	0	2	37,4	0	**37,4**	390	34	7
14	3	0	3	42	0	**42,0**	291	28	1
15	2	0	2	28,8	0	**28,8**	98	12	4
16	2	0	2	28,8	0	**28,8**	96	9	21
17	2	1	1	19,3	17,5	**36,8**	58	6	6
18	0	2	2	0	28	**28,0**	114	9	11
19	0	1	1	0	22,3	**22,3**	69	3	4
20	0	1	1	0	20	**20,0**	145	18	14
21	0	1	1	0	16,4	**16,4**	44	9	14
22	0	1	1	0	16,7	**16,7**	59	9	6
23	0	2	2	0	29,5	**29,5**	136		2
24	1	2	3	12,1	19	**31,1**	85	17	11
25	1	1	2	13	15,7	**28,7**	63	14	6
26	1	1	2	13,9	12,9	**26,8**	44	8	5
27	1	1	2	11,5	4,9	**16,4**	29	6	16
28									
	1,28	**0,64**	**1,84**	**20,5**	**9,0**	**29,5**	**207,2**	**19,7**	**221**

Monthly mean: **29,5** Covering: **25/28** Spotless days: **0**
Observations: **221** Number of observers: **28**

V.V.S. BELGIUM SOLAR SECTION FRANKY DUBOIS
Poekapellestraat 39
B8920 Langemark
Belgium
e-mail : astrosun@skynet.be

Observers:
De Ceuninck ; Janssens ; Publ obs Mira ; Bourgeois ; R.Dezeure ; F.Feys De Backer; Dubois ; Gysel ; Kleber ; Deman ; Taillieu ; Carels ; Dewaele Meeus ; Steen ; KSB ; Gabriel ; Claeys ; Thooris ; J.Bonse ; P.De Reu Claes ; Verboven ; Van Loo ; Son ; Coeckelberghs ; Gadyne ; Dekelver S.Dufoer ; G.Gubbels ; J Bavais ; A. De Kerchove ; J.Bruyland ; Van Hessche

VVS Belgian Solar Observers Prominence number Rp

Month : February 2010

Day	J. Janssens time	Q	W	H	e	PST Rp	F. Dubois time	Q	W	H	e	PST Rp	E. De Ceunick time	Q	W	H	e	PST Rp	L. Meeus time	Q	W	H	e	PST Rp	J. Hambsch time	Q	W	H	e	asm 60 Rp	G. Deman time	Q	W	H	e	Lille 20/20 Rp
1							10,27	4	1	6	9	69	10.00	3,5	2	3	3	33													9:35	3	1	6	11	71
2																																				
3																																				
4							14,50	3	2	5	6	56	15.00	3,5	2	6	7	67																		
5																																				
6	0,38	4	2	7	16	86																														
7																																				
8																																				
9							15,03	2	2	3	5	35	11.15	3,0	3	2	2	22																		
10							15,11	3	1,5	6	7	67																								
11							15,00	3	2	3	5	35																								
12							9,53	3	1,5	3	4	34	10.15	3,0	3	2	2	22							14u00	3	2	4	4	44	10:20	3	2	4	7	47
13																																				
14																																				
15																																				
16							13,40	4	1	5	6	56	11.00	3,0	3,5	4	5	45													11:55	3	2	5	8	58
17																																				
18																									14u00	2	2,5	5	8	58						
19																																				
20							8,43	4	1,5	4	6	46	10.00	4,0	2,5	5	5	55																		
21																																				
22																																				
23																																				
24							15,30	3,5	1,5	4	4	44	16.00	3,5	3	4	4	44																		
25																																				
26																																				
27																																				
28																																				
29																																				
30																																				
31																																				
	1	4	2	7,0	16	86,0	9	3,3	1,6	4,3	5,8	49,1	7	3,4	2,7	3,7	4,0	41,1		###	###	####	###	#####	2	2,5	2,3	4,5	6,0	51,0	3	3,0	1,7	5	8,7	58,7

Day	O. Steen time	Q	W	H	e	PST Rp	H. Coekelberghs time	Q	W	H	e	PST Rp	J. Claes time	Q	W	H	e	PST Rp	A Gabriel time	Q	W	H	e	asp 60 Rp	R.Blondeel time	Q	W	H	e	asp 60 Rp	G. Gubbels time	Q	W	H	e	PST Rp
1	9,10	3,5	2	5	7	57													9:30	3	2	5	10	60												
2																																				
3																			9:50	3	2	5	9	59												
4	15,15	3	2	7	7	77																														
5	16,00	3	2,5	5	6	56													15:00	2	2	6	10	70												
6																																				
7																																				
8													1330	3	2	4	6	46	13:10	2	2	8	14	94												
9	12,20	3	2	3	4	34													13:00	2	2	7	12	82												
10	14,15	3,5	2	7	9	79													9:55	2	2	8	11	81												
11	13,30	3,,5	2,5	4	6	46																														
12	8,35	3	2,5	3	4	34													10:40	2	2	5	9	59												
13	12,30	3	2,5	4	4	44																														
14																																				
15																			10:30	2	2	4	9	49												
16	12,25	3,5	2	5	5	55	0,53	3	4	7	11	81	1230	3	2	5	7	57	9:10	2	2	6	9	69												
17	9,00	3,5	2	5	5	55													9:00	2	2	5	8	58												
18													1230	3	2	5	8	58	10:10	3	2	5	9	59												
19	15,20	3	2	5	6	56																														
20	8,45	3,5	2	4	6	46													9:00	3	2	6	12	72												
21	16,00	3	2	5	6	56							1330	3	2	3	4	34																		
22																			10:00	3	2	5	7	57												
23																																				
24	14,25	3	2	6	6	66													9:10	3	2	6	8	68												
25	9,40	3	2,5	4	5	45													8:10	2	2	6	9	69												
26	14,20	3	2	6	10	70													13:00	3	2	6	12	72												
27	11,50	3	2,5	4	4	44	0,53	3	2	6	7	67							10:50	3	2	6	10	70							13.39	3	2	6	12	72
28																																				
29																																				
30																																				
31																																				
	17	3,2	2,2	4,8	5,9	54,1	2	3,0	3,0	6,5	9	74,0	4	3	2	4,3	6,3	48,8	17	2,5	2,0	5,82	10	67,5		###	###	###	####	######	1	3,0	2,0	6	12,0	72,0

Day	T.Spaninks time	Q	W	H	e	PST Rp	F.Feys time	Q	W	H	e	LS60 Rp
1							7,50	2	3,5	5	7	57
2							9,40	1	4	3	6	36
3												
4												
5												
6												
7												
8												
9												
10												
11												
12												
13												
14												
15												
16	14,50	3	2	7	12	82	10,07	1,5	3,5	4	6	46
17							14,00	1,5	3	4	7	47
18							8,10	1	4	4	5	45
19							9,45	1,5	4	3	5	35
20	13,01	3	2	6	10	70	8,25	1,5	3,5	7	7	77
21							8,25	1,5	3,5	9	10	100
22												
23							7,00	2	3,5	7	7	77
24							14,55	1,5	3,5	5	6	56
25							7,55	1	3,5	6	8	68
26												
27							7,40	2	3,5	3	5	35
28												
29												
30												
31												
	2	3	2	6,5	11	76,0	12	1,5	3,6	5	6,6	56,6

Time : Beginning of observation
Q : Seeing scale SIDC
W : transparency scale of Wedel , see http://members.chello.be/j.janssens/
H : number of prominence groups at the limb
e : total of individual prominences at the limb
Rp : H*10+e
More info at : http://members.chello.be/j.janssens/

Prominence number Rp

Belgian solar observers

Month: **February 2010**

Day	Q	Wedel		H	e	Rp	el. Obs	Stdev	OBS
1	3,1	1,9		5,4	8,8	**62,8**	1	6,7	6
2	1	4		3,0	6	**36**			1
3	3	2		5	9	**59**			1
4	3,2	2		6	6,7	**66,7**		10,5	3
5	2,5	2,3		5,5	8	**63**		9,9	2
6	4	2		7	16	**86**			1
7									
8	2,5	2		6	10	**70**		33,9	2
9	2,7	2,3		2,7	3,7	**30,7**	1	7,2	4
10	2,8	1,8		7	9	**79**		7,6	3
11	3	2,3		3,5	5,5	**40,5**		7,8	2
12	2,8	2		3,8	5,6	**43,6**	1	10,4	6
13	3	2,5		4	4	**44**			1
14									
15	2	2		4	9	**49**			1
16	2,9	2,4		5,3	7,7	**60,7**		13,6	9
17	2,3	2,3		4,7	6,7	**53,7**		5,7	3
18	2,3	2,6		4,8	7,5	**55,5**		6,7	4
19	2,3	3		4	5,5	**45,5**		14,8	2
20	3,2	2,3		5,3	7,7	**60,7**		13,6	6
21	3	2		4	5	**45**	1	15,6	3
22	3	2		5	7	**57**			1
23	2	3,5		7	7	**77**			1
24	2,9	2,4		5	5,6	**55,6**		11,5	5
25	1,5	2,8		6	8,5	**68,5**	1	0,7	3
26	3	2		6	11	**71**		1,4	2
27	2,8	2,4		5	7,6	**57,6**		16,9	5
28									
	2,67	**2,35**		**5,0**	**7,5**	**57,5**	**5**	**10,8**	**77**

Monthly mean: **57,5** Covering:
Observations: **77** Number of observers: **11**

V.V.S. BELGIUM SOLAR SECTION FRANKY DUBOIS
Poekapellestraat 39
B8920 Langemark
Belgium
e-mail : astrosun@skynet.be

Observers:
Steen ; Dubois ; Meeus ; De Ceuninck ; Coeckelberghs ; Janssens
Hambsch ; Claes ; Gabriel ; Blondeel ; Deman ; G.Gubbels ; T.Spaninks
Q : Seeing scale SIDC
W : transparency scale of Wedel , see http://members.chello.be/j.janssens/
H : number of prominence groups at the limb
e : total of individual prominences at the limb
Rp : H*10+e
More info at : http://members.chello.be/j.janssens/

Different Relative Sunspotnumbers — Month : February 2010

CV

Date	F.Dubois	O.Steen	L.Meeus	J.Carels	J.Janssens	P.J. Dekelver	G.Gubbels	H.De Backer	D.Van Hessche	R.Verboven		Mean
1	9	9					11	11	5			**9,0**
2												
3	7	7					7	10				**7,8**
4	7	4						10				**7,0**
5	10	4						10				**8,0**
6	12	4	23		23		13		23	8		**15,1**
7												
8							59					**59,0**
9	44	38		30				26				**34,5**
10	52	40						45				**45,7**
11	48	21		56				48				**43,3**
12	59	39		86				54				**59,5**
13	56	18		28								**34,0**
14	28											**28,0**
15		9		11				16				**12,0**
16	10	3	13	8		3	13	10				**8,6**
17	8	4		5								**5,7**
18			6			7	14					**9,0**
19		2				3						**2,5**
20	16	3	19	22				28				**17,6**
21	8	6	8			3	12	12		12		**8,7**
22		6						12				**9,0**
23												
24	16	14		10				28				**17,0**
25	11	14						18				**14,3**
26	8	7										**7,5**
27	6	8				3	4		11			**6,4**
28												
##	**21,8**	**12,4**	**13,8**	**28,4**	**23,0**	**3,8**	**16,6**	**22,5**	**13,0**	**10,0**		**19,5**

Pettisindex SN

R.Verboven	G.Gubbels	F.Dubois	P.J. Dekelver	O.Steen	J.Carels		Mean
	15	14		13			**14,0**
	10	10		11			**10,3**
		10		10			**10,0**
		10		10			**10,0**
	25	27		10			**20,7**
	110						**110,0**
		76		70	65		**70,3**
		86		69			**77,5**
		66		45	69		**60,0**
		64		52	53		**56,3**
		68		61	62		**63,7**
		39					**39,0**
				24	39		**31,5**
	29	27	14	8	18		**19,2**
		19		12	13		**14,7**
	37		13				**25,0**
			13	6			**9,5**
		31		8	26		**21,7**
14	15	15	8	13			**12,8**
				13			**13,0**
		27		17	27		**23,7**
		19		16			**17,5**
		17		16			**16,5**
11	6	14	5	12			**9,3**
12,5	**30,9**	**33,6**	**10,6**	**23,6**	**41,3**		**31,50**

Intersol IS

F.Dubois	J.Carels	G.Gubbels	P.J. Dekelver		Mean
7		7			**7,0**
1		5			**3,0**
1					**1,0**
1					**1,0**
23		17			**20,0**
		38			**38,0**
28	31				**29,5**
35					**35,0**
27	29				**28,0**
24	23				**23,5**
26	20				**23,0**
13					**13,0**
	14				**14,0**
15	11	15	12		**13,3**
18	14				**16,0**
		18	21		**19,5**
			12		**12,0**
15	9				**12,0**
7		9	7		**7,7**
11	11				**11,0**
12					**12,0**
11					**11,0**
8		8	4		**6,7**
14,9	**18,0**	**14,6**	**11,2**		**15,53**

Becknumber

Date	F.Dubois	O.Steen	L.Meeus	P.J. Dekelver	J.Carels	G.Gubbels	E.De Ceuninck	D.Van Hessche	R.Verboven	F.Feys	A.T.Son	J.Bourgeois	H.Coeckelberghs	De Backer	Pbl Obs Mira	J.Claes				Mean	Date
1	48	40				48	56	32		40				40						**43**	**1**
2										64										**64**	**2**
3	37	111				176				198	56			111						**115**	**3**
4	37	37					37			56				37						**41**	**4**
5	37	37					41							37						**38**	**5**
6	136	40	292			97		94	488		64					680				**236**	**6**
7																					**7**
8						1128														**1128**	**8**
9	577	536			844		348					725		429						**577**	**9**
10	720	629					570							752						**668**	**10**
11	520	200			825		238							341						**425**	**11**
12	616	348			602									324						**473**	**12**
13	644	128			399															**390**	**13**
14	291															100				**196**	**14**
15		135			104									56						**98**	**15**
16	104	32	80	48	52	104	44				60	176	147	40		56				**79**	**16**
17	100	48			52		24													**56**	**17**
18			80	104		260				257	32	40								**129**	**18**
19		24		48						68						28				**42**	**19**
20	252	32	216		144		112			228				162						**164**	**20**
21	40	32	40	28		64	40		56	136				40						**53**	**21**
22		32								96				40						**56**	**22**
23										72										**72**	**23**
24	130	40			72		64			104				114						**87**	**24**
25	52	40								136				114						**86**	**25**
26	56	44								88		32								**55**	**26**
27	52	32		16		24		40	24	44			24							**32**	**27**
28																					**28**
	234	**123,7**	**141,6**	**48,8**	**343,8**	**238**	**143**	**55**	**189**	**113**	**53**	**243**	**86**	**176**		**216**				**207,7**	

Belgian Solar Observers

Polar Faculae

Month: **February 2010**

Date	Dubois 125mm F20			Steen 102mm F15			Deman 150mmF15			Gabriel 250 mm F20			Dekelver 150mm F8			Janssen 200mmF10			T.Spaninks 127mm F15			G.Gubbels 114mm F7,8			M. Szulc 60mm F15		
	North	South	Q	North	South	Q	North	South	Q	North	South	Q	North	South	Q	North	South	Q	North	South	Q	North	South	Q	North	South	Q
1	1	3	3	2	4	3,5	0	5	3										0	1	4	4	3	3			
2																									1	5	G
3																			0	0	4				2	4	G
4				0	3	3,5																			3	5	E
5																									2	5	E
6																0	2	3,0				3	5	2	2	7	G
7																									1	8	G
8																									2	6	G
9																									1	6	E
10	1	5	3	1	2	3,5																			3	6	G
11				0	0	3,5																					
12	3	6	3	0	2	3,5	6	10	3										0	0	3						
13																											
14																											
15																											
16				1	4	3,5							0	0	3				0	1	4	1	3	3.5			
17				1	1	3,5																			3	9	E
18													1	2	3							4	2	3.5			
19													0	0	3												
20	1	2	3	0	3	3,5													0	0	4				3	7	E
21													0	0	3										2	9	E
22																									3	8	E
23																											
24	2	3	3																								
25																									3	7	G
26																									4	8	G
27													0	0	3							2	3	2.5	4	8	E
28																									3	7	E
	1,60	3,80		0,63	2,38		3,0	7,5		#####	#####		0,20	0,40		0,00	2,00		0,00	0,40		2,80	3,20		2,47	6,76	

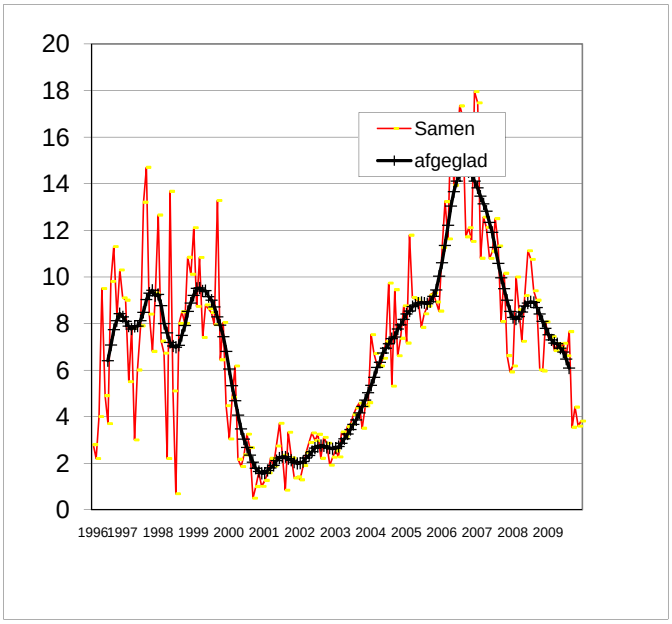

Sunspot activity from organisations all over de world

Month : **January 2010**

Organisation	Wolf Total	Wolf North	Wolf South	Groups	Faculae number	CV	Beck	Pettis index	Intersol	Area	prom MDF	prom Rp	Filam & plages	Radio flux	Naked eye
NOAA SWO	**21,3**													**81,1**	
SIDC	**13,1**	**7,5**	**5,6**												
Kanzelhöhe	**12,06**														
G.F.O.E.S France	**11,7**														**0,02**
BSO Belgium	**18,0**	**9,6**	**8,4**	**1,17**		**19,50**	**170**	**23,2**	**8,86**			**45,2**			
S.O.G.S.A.S. Switserland	**15,6**			**1,0**											
BAA	**17,63**			**0,96**							**2,27**		**1,07**		
GsRSI Italy	**22,45**											**43,1**			
CV Helios Network						**18,03**									
AAVSO	**13,3**														
Sonne Germany Preliminary	**14,7**	**8,4**	**6,3**	**0,80**			**304,0**								
O.A.A. Japan	**16,9**	**9,4**	**7,5**												
Solar Observer Society TOS Poland	**18,2**				**1,44**	**18,13**				**146**					
Astronomical League of the Philippines	**14,61**			**1,11**											

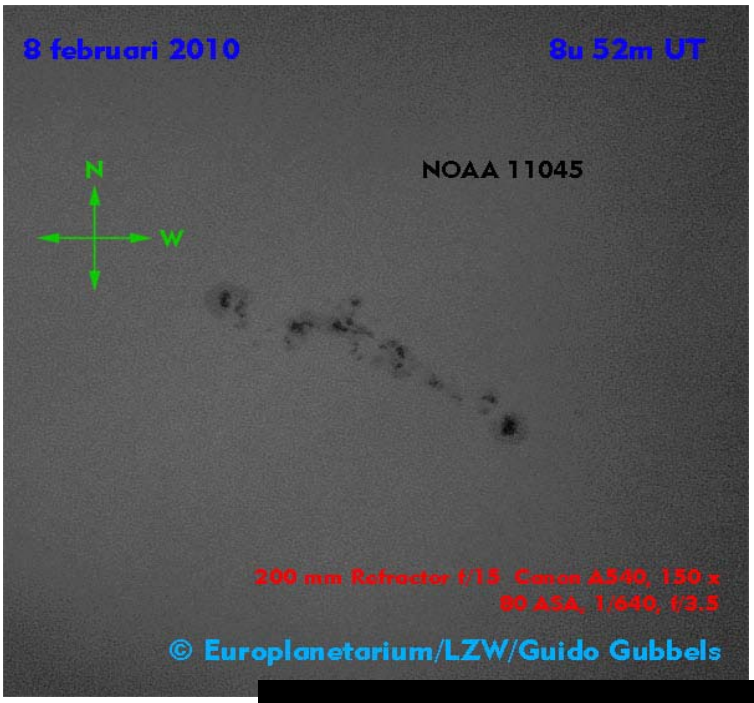



SIDC Weekly bulletin on Solar and Geomagnetic
WEEK 477 from 2010 Feb 15
SOLAR ACTIVITY
The flaring activity was low during the past week. There was one C1.9 flare, originating from NOAA 1048. This active region launched several B-flares during the rest of the week.
During the week, several (small) CMEs were observed by STEREO and LASCO. Non of these were earth-directed.
The solar wind speed was very low during the whole week, except on 19 February when it went up to 500 km/s.

GEOMAGNETIC ACTIVITY
On February 15, there was a jump in the magnetic field strength visible in the ACE data. This shock originated from the CME associated to the event that started at 12h36UT on February 13. As a consequence, the planetary K-index reached unsettled conditions (Kp=4) for two periods in the evening of February 15.
During the rest of the week there were fluctuations in the magnetic field, but in combination the low solar wind speed, none of them were geo-effective. So geomagnetic activity was low during the rest of the week.

SIDC Weekly bulletin on Solar and Geomagnetic activity
WEEK 478 from 2010 Feb 22
SOLAR ACTIVITY
No significant flares occurred during the period, GOES X-ray levels reached only barely B2 levels on Feb 23 and Feb 24. A number of active regions where present on this disc: AR1051 in the Northern hemisphere and AR1049 and AR1050 in the Southern hemisphere.
A group of (partial) halo CMEs erupted over the solar North pole on February 28 with a projected speed of about 300km/s.

GEOMAGNETIC ACTIVITY
No significant geomagnetic activity was observerd during the period. A weak shock arrived in the
solar wind on Feb 25 around 15h00. Given the Southward Bz component of the magnetic field and
low speeds (~380km/s), the geomagnetic reaction was limited to a Kp=2 episode.

SIDC Weekly bulletin on Solar and Geomagnetic activity
WEEK 480 from 2010 Mar 08
SOLAR ACTIVITY
Solar activity was low during the full week. The visible disc was spotless on March 9 and 10, on March 11 two active regions became visible (NOAA AR 11054 and 11055, Catania 52 and 51 respectively).
AR 11055 did not produced any activity, AR 11054 produced a C2.3 flare on March 12 and a C1.3 on March 14. An Earth directed CME erupted from this AR on March 14, it should arrive to the Earth around March 17. Three more limb CMEs were seen between March 11 and 13 but did not arrive to the Earth.

GEOMAGNETIC ACTIVITY
Geomagnetic conditions were quiet to unsettled the whole week with only one active period (kp=4) on March 10, due to a fast wind stream.

SIDC Weekly bulletin on Solar and Geomagnetic activity
WEEK 481 from 2010 Mar 15

SOLAR ACTIVITY
Solar activity was low to very low over the full week, with just a few B subflares. The GOES X-ray background flux was mostly at A level. The largest sunspot group was Catania#52 (NOAA11054), which had spawned a halo CME on March 14. It reached its largest development on March 15 (type D,
beta/gamma) but then decayed continuously until it disappeared at the West limb on March 20, without producing any further flaring activity.

GEOMAGNETIC ACTIVITY
The geomagnetic field was quiet to unsettled over the entire week, with just a brief active interval on March 17. This weak disturbance was associated with a temporary enhancement of the solar wind speed that peaked at 500km/s early on March 17.
This weak solar wind enhancement could be due either to a recurrent fast solar wind stream or to the glacing blow of the slow halo CME released at the Sun on March 14. The solar wind speed then declined with a plateau at 400km/s on March 19-20, causing temporary unsettled geomagnetic levels. On March 21, all parameters finally returned to very quiet levels.
