NIEUWSBRIEF V.V.S. WERKGROEP ZON

Waarnemingsresultaten en nieuws voor zonnewaarnemers	Jaargang : 15	Nummer: 177	November 2010

Franky Dubois Poelkapellestraat 57 Langemark 8920

Web site: http://www.bso.vvs.be/ e-mail astrosun@skynet.be

Somberste november maand in jaren !!

November 2010 gaat de meteorologische geschiedenis in als een zeer uitzonderlijk sombere maand !

De zon scheen 23 uur 49 minuten wat "zeer uitzonderlijk" is voor de maand november. Met de term doelt het KMI op een verschijnsel dat één keer wordt bereikt of overtroffen in 100 jaar. De normale waarde is 63 uur. Het diepterecord is 21 uur in 1922.

En dit hebben we geweten bij de werkgroep en te zien in het aantal waarnemingen die toegestuurd werden.

December zou iets beter moeten zijn.

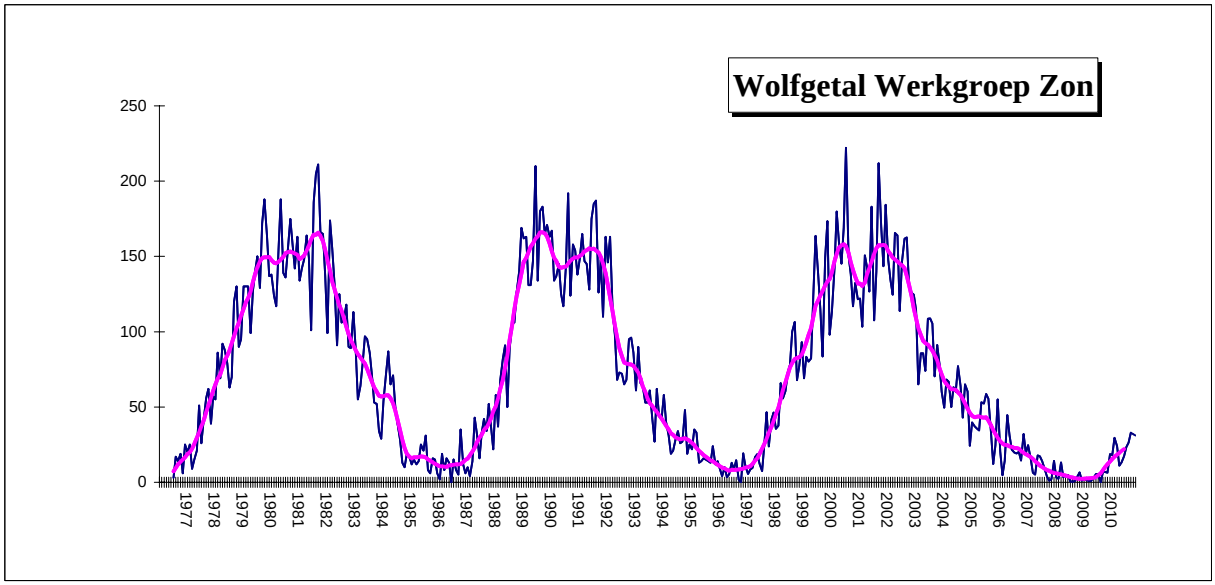

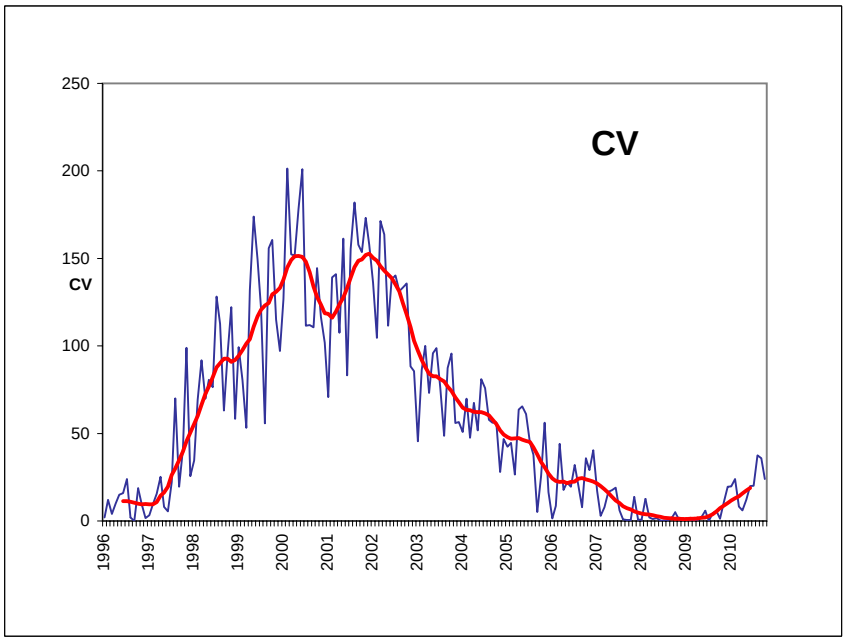

Gemiddelden werkgroep zon November 2010

Groepen :	N	**1,42**	Wolfgetal :	N	**18,2**	RE'	**168**
	S	**0,92**		S	**12,9**	CV	**23,9**
	N+S	**2,33**		N+S	**31,1**		

146 waarnemingen 23 waarnemers

Wolfnumbers Belgian Solar Observers

Month: **November 2010**

	SIDC	L. Meeus			H.Coeckelberghs			Publ Obs Mira			O. Steen			F. Dubois			L. Claeys			J. Bourgeois			A.T.Son			H. De Backer			B. Thooris			J. Carels			Dag
Dag	R	g	f	R	g	f	R	g	f	R	g	f	R	g	f	R	g	f	R	g	f	R	g	f	R	g	f	R	g	f	R	g	f	R	
1	13										1	6	16	1	8	18															2	14	34	1
2	11																																		2
3	11										2	12	32	1	2	12																			3
4	9										1	4	14	2	5	25																			4
5	17																																		5
6	22										3	10	40	2	11	31	0	0	0							2	7	27				2	16	36	6
7	23										3	12	42	2	12	32																			7
8	23	2	10	30										2	14	34																			8
9	19										4	11	51	2	11	31																2	6	26	9
10	30										5	18	68	4	25	65										4	17	57							10
11	32																																		11
12	30										4	19	59				2	14	34							2	14	34							12
13	43																																		13
14	38																																		14
15	38				2	14	24				4	26	66	3	17	47										2	15	35				3	18	48	15
16	37										3	18	48	3	19	49																4	24	64	16
17	35										3	18	48	3	21	51																			17
18	29										3	12	42										3	14	44	3	13	43							18
19	26													3	8	38	3	9	39																19
20	18	2	6	26							2	6	26	3	6	36	3	5	35	2	9	29	2	11	31	3	7	37							20
21	17										2	5	25	2	4	24																			21
22	15																																		22
23	16													1	1	11										1	3	13							23
24	8	1	2	12							1	2	12	2	3	23							1	2	12	1	2	12				1	2	12	24
25	15	2	4	24							2	2	22	2	2	22										2	2	22				2	3	23	25
26	14	2	3	23							2	2	22	2	4	24										1	1	11							26
27	8	2	4	24	0	0	0				2	3	23	2	3	23	1	2	12				2	5	25	2	4	24				1	1	11	27
28	17	1	10	20	1	5	15				2	14	34	2	15	35				2	11	31	2	17	37	2	11	31							28
29	18																																		29
30	15																1	5	15																30
																																			31
#	**21,6**			**22,7**			**13,0**			#####			**36,3**			**31,6**			**22,5**			**30,0**			**29,8**			**28,8**			#####			**31,8**	

Observations of the SIDC are not included in the Belgian monthly Wolfnumber.
Publ Obs Mira : observers : Francis Meeus , Guido Mattheus and Marc Rayen

	SIDC	F.Feys			R.Verboven			KSB			D.V.Hessche			G.Gubbels			J. Claes			E. De Ceuninck			R. Dezeure			B. Taillieu			K.Dewaele			F. van Loo			Dag
Dag	R	g	f	R	g	f	R	g	f	R	g	f	R	g	f	R	g	f	R	g	f	R	g	f	R	g	f	R	g	f	R	g	f	R	
1	13																						1	2	12										1
2	11																																		2
3	11										1	6	16							1	5	15	1	5	15										3
4	9																						1	3	13										4
5	17																																		5
6	22	2	9	29																2	12	32	2	7	27										6
7	23	2	17	37							2	10	30										2	9	29										7
8	23													3	18	48																			8
9	19													3	9	39																		11	9
10	30	2	10	30				3	13	43				4	20	60				2	12	32				2	10	30							10
11	32																																		11
12	30																																		12
13	43																																		13
14	38																																		14
15	38							2	14	34										4	29	69	2	15	35	3	22	52							15
16	37																			3	26	56	3	16	46										16
17	35																						3	12	42										17
18	29	3	33	63										3	16	46				3	9	39													18
19	26	3	32	62													2	10	30	3	9	39													19
20	18	3	12	42	2	9	29	2	5	25				2	8	28							2	1	21	3	9	39							20
21	17	2	11	31																2	4	24													21
22	15	2	15	35																															22
23	16																																		23
24	8	1	3	13																1	1	11	1	1	11										24
25	15																			2	2	22													25
26	14	2	10	30																															26
27	8				2	6	26	2	4	24	0	0	0	2	3	23							0	0	0										27
28	17	3	21	51	2	15	35	2	13	33	1	10	20	2	11	31				2	14	34				2	15	35				2	11	31	28
29	18																																		29
30	15	1	19	29																														26	30
																																		28	31
#	**21,6**			**37,7**			**30,0**			**31,8**			**16,5**			**39,3**			**30,0**			**33,9**			**22,8**			**39,0**			#####			**24,0**	

	SIDC	J.Bonse			B.De Wit			J.Bavais			G.Vandenbulcke			W.De Meester			E.Neven									R.De Laet								Dag
Dag	R	g	f	R	g	f	R	g	f	R	g	f	R	g	f	R	g	f	R	g	f	R	g	f	R	g	f	R	g	f	R				
1	13																																		1
2	11																																		2
3	11																																		3
4	9																																		4
5	17																																		5
6	22																																		6
7	23																																		7
8	23																																		8
9	19																																		9
10	30																																		10
11	32																																		11
12	30																																		12
13	43																																		13
14	38																																		14
15	38										3	34	64																						15
16	37																																		16
17	35																																		17
18	29																																		18
19	26																2	8	28																19
20	18																																		20
21	17										2	6	26																						21
22	15																																		22
23	16																																		23
24	8																																		24
25	15																																		25
26	14																																		26
27	8																																		27
28	17	1	10	20																						2	11	31							28
29	18																																		29
30	15																																		30
																																			31
#	**21,6**			**20**			#####			#####			**45,0**			#####			**28,0**			#####			#####			**31,0**			#####			#####	

Observations R.DE Laet are made with a PST detuned !

Sunspotnumbers VVS Belgium

Month: 'November 2010

	GROUPS			WOLFNUMBER					
Day	N	S	N+S	N	S	N+S	RE'	CV	OBS
1	2	0	2	20,0	0	**20,0**	194	23,2	4
2									
3	2	0	2	18,0	0	**18,0**	38	4,7	5
4	1	1	2	12,4	4,9	**17,3**	26	4	3
5									
6	1	1	2	11,6	16,2	**27,8**	66	9,3	8
7	1	1	2	13,7	20,3	**34,0**	263	13,3	5
8	1	1	2	14,7	22,7	**37,4**	195	26	3
9	1	2	3	16,3	20,5	**36,8**	37	3,8	4
10	2	2	4	19,1	29,0	**48,1**	121	16,3	8
11									
12	2	1	3	24,1	18,2	**42,3**	124	12	3
13									
14									
15	2	2	4	28,9	18,5	**47,4**	402	61,3	10
16	2	1	3	33,3	19,3	**52,6**	418	76	5
17	2	1	3	28,5	18,5	**47,0**	388	58,5	3
18	2	1	3	28,3	17,8	**46,1**	316	64,7	6
19	2	1	3	24,9	14,4	**39,3**	242	65	6
20	2	1	3	16,5	14,6	**31,1**	171	25,8	13
21	1	1	2	11,3	14,7	**26,0**	123	12	5
22	1	1	2	14,0	21,0	**35,0**	192		1
23	1	0	1	12,0	0	**12,0**	85	10	2
24	1	0	1	13,1	0	**13,1**	76	10,2	9
25	1	1	2	11,3	11,2	**22,5**	60	9,4	6
26	1	1	2	11,6	10,4	**22,0**	69	8,8	5
27	1	1	2	8,8	7,8	**16,6**	18	3,6	13
28	1	1	2	21,2	9,6	**30,8**	65	7	17
29									
30	1	0	1	22,0	0	**22,0**	342		2
	1,42	**0,92**	**2,33**	**18,2**	**12,9**	**31,1**	**168,0**	**23,9**	**146**

Monthly mean: **31,1** Covering: **24/30** Spotless days: **0**
Observations: **146** Number of observers: **23**

V.V.S. BELGIUM SOLAR SECTION FRANKY DUBOIS
Poekapellestraat 39
B8920 Langemark
Belgium
e-mail : astrosun@skynet.be

Observers:
E.De Ceuninck ; J.Janssens ; Publ obs Mira ; J.Bourgeois ; R.Dezeure ; F.Feys H. De Backer; F.Dubois ; B.Taillieu ; J.Carels ; K. Dewaele L.Meeus ; O.Steen ; KSB ; L.Claeys ; B.Thooris ; J.Bonse J.Claes ; R.Verboven ;F. Van Loo ; A.T.Son ; H.Coeckelberghs

VVS Belgian Solar Observers Prominence number Rp

Month : november 2010

Day	J. Janssens time	Q	W	H	e	PST Rp	F. Dubois time	Q	W	H	e	Lille 20/20 Rp	E. De Ceunick time	Q	W	H	e	PST Rp	F.Feys time	Q	W	H	e	Lunt 60 Rp	J. Hambsch time	Q	W	H	e	asm 60 Rp	G. Gubbels time	Q	W	H	e	Lunt 60 Rp
1																			6,55	1	5	12	28	148											
2																			7,28	1	5	8	18	98											
3							8,49	3	2,5	5	8	58							6,57	1	4,5	8	18	98											
4																			6,52	1	5	7	22	92											
5																			9,35	1	5	8	17	97											
6							9,45	4	1	7	12	82	14.00	3,5	3,5	9	9	99	7,20	1	5	8	14	94											
7							12,43	4	1	7	11	81							7,40	1	4,5	9	27	117											
8																															9.40	3	2	6	21	81
9																																				
10																			13,50	1	3,5	8	10	90							14.55	3	1.5	8	22	102
11																																				
12																																				
13																																				
14																																				
15													10.00	3,5	3	8	11	91																		
16													12.30	4,0	3,5	5	6	56																		
17																																				
18													13.45	3,5	3,5	5	6	56	7,22	1	4,5	7	14	84											
19																			6,55	1	5	6	17	77											
20																			7,37	2	4	7	12	82							11.04	3	2	5	16	66
21																			7,15	1	4,5	6	8	68											
22																			7,17	1	5	8	13	93											
23																																				
24							10,42	3,5	1,5	6	8	68	09.00	4,0	3,5	4	5	45	9,10	1,5	4	8	21	101											
25													10.15	3,5	3,5	6	7	67																	
26							9,05	3	2	4	11	51							7,22	1	5	6	18	78											
27																															10.25	3.5	1	11	33	143
28													14.00	3,0	3,5	7	9	79	8,15	2	4	8	13	93							10.10	3.5	1	11	29	139
29																																				
30																			7,05	1,5	4	10	15	115											
		###	###	####	###	#####	5	3,5	1,6	5,8	10,0	68,0	7	3,57	3,4	6,3	7,6	70,4	17	1,2	4,6	7,88	16,8	95,6		####	###	###	####	######	5	3,0	1,5	8,2	24,2	106,2

Day	O. Steen time	Q	W	H	e	PST Rp	H. Coekelberghs time	Q	W	H	e	PST Rp	J. Claes time	Q	W	H	e	PST Rp	T.Spaninks time	Q	W	H	e	Prom Viewer Rp	R.De Laet time	Q	W	H	e	PST Rp	L.Meeus time	Q	W	H	e	Lunt Rp
1	7,40	3,5	2	9	9	99																														
2																																				
3																																				
4																																				
5																																				
6	9,50	3,5	2	7	7	77																														
7	8,15	3,5	2	7	8	78																														
8																																				
9	9,20	3,5	2	6	6	66																														
10	13,10	3,5	2	5	5	55																														
11																																				
12	8,55	3,5	2	7	10	80																														
13																																				
14																																				
15	9,20	3,5	2	8	12	92																														
16																																				
17																																				
18																																				
19													1400	3	2	6	12	72																		
20	11,10	3	2,5	4	7	47																									10.15	3	1	5	9	59
21	9,45	3	2,5	6	8	68																														
22																																				
23																																				
24	12,25	3	2	6	8	68																														
25	13,30	3	2	6	6	66																														
26																																				
27	10,35	3,5	2	9	9	99																									11.00	3	2	10	14	114
28	9,10	3	2,5	6	6	66	11:40	4	4	10	16	116													10:00	3	2	15	21	171						
29																																				
30																																				
	13	3,3	2,1	6,62	7,8	73,9	1	4,0	4,0	10	16	116,0	1	3	2	6	12,0	72,0		###	####	####	####	######	1	3,0	2,0	15	21,0	171,0	2	3,0	1,5	7,5	11,5	86,5

Day	R.Blondeel time	Q	W	H	e	asm 60 Rp
1						
2						
3						
4						
5						
6						
7						
8						
9						
10						
11						
12						
13						
14						
15						
16						
17						
18						
19						
20						
21						
22						
23						
24						
25						
26						
27						
28						
29						
30						
	###	###	####	###	#####	

Time : Beginning of observation
Q : Seeing scale SIDC
W : transparency scale of Wedel , see http://members.chello.be/j.janssens/
H : number of prominence groups at the limb
e : total of individual prominences at the limb
Rp : H*10+e
More info at : http://members.chello.be/j.janssens/

Prominence number Rp

Belgian solar observers

Month: **November 2010**

Day	Q	Wedel		H	e	Rp	el. Obs	Stdev	OBS
1	2,5	3,5		10,5	18,5	**123,5**			2
2	1	5		8,0	18	**98**			1
3	2	3,5		6,5	13	**78**			2
4	1	5		7	22	**92**			1
5	1	5		8	17	**97**			1
6	3	2,9		7,8	10,5	**88,5**		10,2	4
7	2,8	2,5		7,7	15,3	**92,3**			3
8	3	2		6	21	**81**			1
9	3,5	2		6	6	**66**			1
10	2,5	2,8		7	12,3	**82,3**			3
11									
12	3,5	2		7	10	**80**			1
13									
14									
15	3,5	2,5		8	11,5	**91,5**		0,7	2
16	4	3,5		5	6	**56**			1
17									
18	2,3	4		6	10	**70**			2
19	2	3,5		6	14,5	**74,5**		3,5	2
20	2,8	2,4		5,3	11	**64**		14,6	4
21	2	3,5		6	8	**68**			2
22	1	5		8	13	**93**			1
23									
24	3	2,8		6	10,5	**70,5**			4
25	3,3	2,8		6	6,5	**66,5**		0,7	2
26	2	3,5		5	14,5	**64,5**			2
27	3,3	1,7		10	18,7	**118,7**			3
28	2,7	3,3		7	9,3	**79,3**	2	13,5	5
29									
30	1,5	4		10	15	**115**			1
31									
	2,47	**3,28**		**7,1**	**13,0**	**83,8**	**2**	**7,2**	**51**

Monthly mean: **83,8** Covering: **24/30**
Observations: **50** Number of observers: **8**

V.V.S. BELGIUM SOLAR SECTION FRANKY DUBOIS
Poekapellestraat 39
B8920 Langemark
Belgium
e-mail : astrosun@skynet.be

Observers:
Steen ; Dubois ; De Ceuninck ; Coeckelberghs ; Janssens ; Feys
Hambsch ; Claes ; G.Gubbels ; T.Spaninks ; R.Blondeel
Q : Seeing scale SIDC
W : transparency scale of Wedel , see http://members.chello.be/j.janssens/
H : number of prominence groups at the limb
e : total of individual prominences at the limb
Rp : H*10+e
More info at : http://members.chello.be/j.janssens/

Different Relative Sunspotnumbers — Month : November 2010

CV

Date	F.Dubois	O.Steen	L.Meeus	J.Carels	J.Janssens	R.verboven	G.Gubbels	H.De Backer	D.Van Hessche			Mean
1	23	23		24								23,3
2												
3	5	4							5			4,7
4	6	2										4,0
5												
6	8	6		8				15				9,3
7	25	13							2			13,3
8	36		37				5					26,0
9	3	6		3			4					4,0
10	10	8					14	33				16,3
11												
12		10						14				12,0
13												
14												
15	66	71		37				71				61,3
16	84	58		86								76,0
17	75	42										58,5
18		72					61	61				64,7
19	65											65,0
20	30	12	18			15	35	45				25,8
21	12	12										12,0
22												
23	10							10				10,0
24	11	10	10	10				10				10,2
25	11	11	6	8				11				9,4
26	9	5	11					10				8,8
27	6	3	3	1		6	6	4	0			3,6
28	7	5	2			5	4	14	12			7,0
29												
30												
##	25	19,6	12	22,1	#####	8,7	18	25	5			23,9

Pettisindex SN

Date	G.Gubbels	F.Dubois	R.Verboven	O.Steen	J.Carels		Mean
1		25		33	41		33,0
2							
3		11		12			11,5
4		13		4			8,5
5							
6		20		10	25		18,3
7		29		20			24,5
8	16	49					32,5
9	9	11		11	6		9,3
10	38	34		18			30,0
11							
12				28			28,0
13							
14							
15		49		56	55		53,3
16		62		61	78		67,0
17		63		51			57,0
18	76			50			63,0
19		44					44,0
20	33	31	31	15			27,5
21		13		14			13,5
22							
23		10					10,0
24		11		10	11		10,7
25		11		11	21		14,3
26		13		11			12,0
27	12	12	15	3	1		8,6
28	11	24	30	14			19,8
29							
30							
	28	27	25	23	30		27,1

Intersol IS

Date	F.Dubois	J.Carels	G.Gubbels		Mean
1	9	12			10,5
2					
3	3				3,0
4	6				6,0
5					
6	13	10			11,5
7	14				14,0
8	16		21		18,5
9	13	3	11		9,0
10	29		23		26,0
11					
12					
13					
14					
15	19	15			17,0
16	21	15			18,0
17	23				23,0
18			18		18,0
19	10				10,0
20	7		10		8,5
21	5				5,0
22					
23	1				1,0
24	2	2			2,0
25	2	3			2,5
26	5				5,0
27	4	1	4		3,0
28	16		12		14,0
29					
30					
	10,9	7,6	14		10,74

Becknumber

Date	F.Dubois	O.Steen	L.Meeus	De Backer	J.Carels	G.Gubbels	E.De Ceuninck	D.Van Hessche	R.Verboven	F.Feys	A.T.Son	J.Bourgeois	H.Coeckelberghs	Pbl Obs Mira								Mean	Date
1	200	150			232																	194	1
2																							2
3	16	48					40	48														38	3
4	36	16																				26	4
5																							5
6	60	40		98	112		48			36												66	6
7	216	76						187		574												263	7
8	315		199			72																195	8
9	44	44			24	36																37	9
10	152	72		222		144	96			40												121	10
11																							11
12		120		128																		124	12
13																							13
14																							14
15	292	531		270	398		613						308									402	15
16	361	399			507		406															418	16
17	467	309																				388	17
18		193		309		370	181			651	191											316	18
19	113						181			433												242	19
20	113	90	106	197		196			252	241	176											171	20
21	49	53					61			328												123	21
22										192												192	22
23	37			132																		85	23
24	78	74	74	88	74		37			111	74											76	24
25	41	41	82	41	111		41															60	25
26	49	41	78	37						139												69	26
27	45	12	16	16	4	45		0	24		20		0									18	27
28	112	52	40	80		44	56	80	60	84	68		40									65	28
29																							29
30										342												342	30
																							31
	139,8	124	85	135	183	130	160	79	112	264	106	######	116	#####								168	

Belgian Solar Observers

Polar Faculae

Month: November 2010

Date	Dubois 125mm F20			Steen 102mm F15			T.Spaninks 127mm F15			G.Gubbels 114mm F7,8			J.Carels			Janssen 200mmF10			M. Szulc 60mm F15		
	North	South	Q	North	South	Q	North	South	Q	North	South	Q	North	South	Q	North	South	Q	North	South	Q
1																					
2																					
3																					
4																					
5																					
6	2	0	3				0	0	4												
7																					
8										0	0	2.5									
9																					
10				3	1	3,5				0	0	3.5							5	1	
11																					
12				1	0	3,5															
13																					
14																					
15				0	0	3,5															
16				2	0	3,5															
17																					
18										0	0	3									
19																					
20							0	0	4	0	0	3									
21																					
22																					
23																					
24				0	0	3,0															
25																					
26	2	3	3																5	2	
27				2	1	3,5				0	0	3.5									
28							0	0	4	0	0	4									
29																					
30																					
31																					
	2,00	1,50		1,33	0,33		0,0	0,0		0,0	0,0		#####	#####		#####	#####		5,00	1,50	##

Obs of M.Szulc are not included in the monthly average !

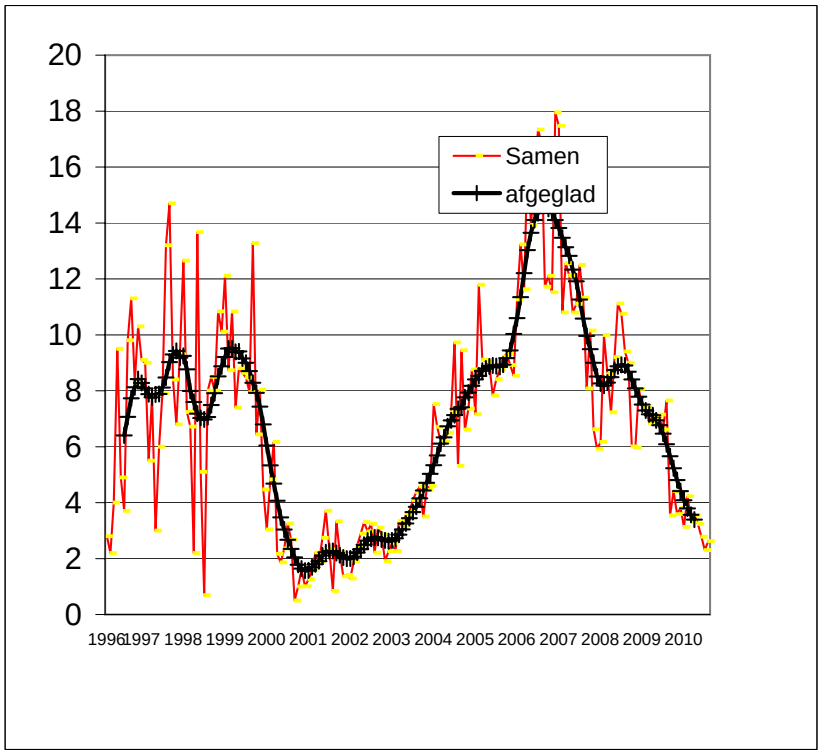

N.O.A.A.	ZICHTBAAR		N.O.A.A.		MAX	MAX	classificatie						
Regio	van	tot	breedte	lengte	AREA	LENGTE	Macintosh						
11126	12-11-10	22-11-10	S31	108	0090	09	DSO	CRO	DAO	DAI	DSO	CAO	BXO
11127	16-11-10	27-11-10	N24	57	0120	02	HSX						
11128	25-11-10	26-11-10	S15	310	0010	01	AXX	BXO					
11129	27-11-10	29-11-10	S25	43	0030	10	BXO	AXX					
11130	28-11-10	05-12-10	N14	330	0250	10	CSI	DAI	DRO	DRI	HSX		
11131	02-12-10	14-12-10	N31	208	0430	07	HSX	HHX	CHO	HHX	CHO	DHO	
11132	04-12-10	06-12-10	N10	251	0030	07	CRO	BXO					
11133	04-12-10	16-12-10	N15	178	0200	03	HHX	HSX	CSO	HSX			
11134	13-12-10	14-12-10	N18	164	0020	03	CAO	AXX					
11135	13-12-10	17-12-10	N19	78	0020	03	AXX	BXO	AXX				

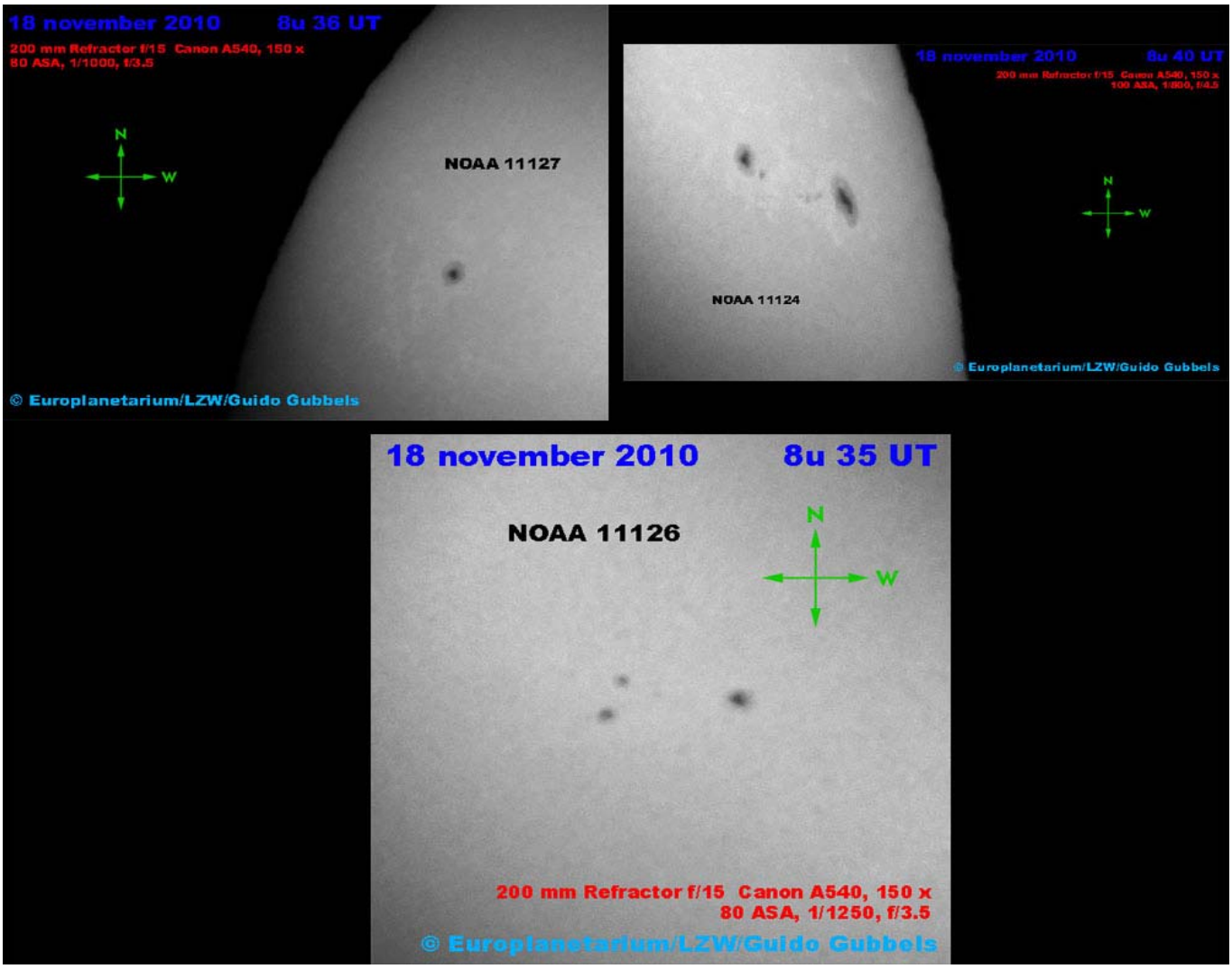

Sunspot activity from organisations all over de world

Month : October 2010

Organisation	Wolf Total	Wolf North	Wolf South	Groups	Faculae number	CV	Beck	Pettis index	Intersol	Area	prom MDF	prom Rp	Filam & plages	Radio flux	Naked eye
NOAA SWO	**35,0**													**81,6**	
SIDC	**23,5**	**15,7**	**7,8**												
Kanzelhöhe	**23,5**														
G.F.O.E.S France	**19,1**														**0,14**
BSO Belgium	**31,9**	**21,7**	**10,2**	**2,48**		**35,9**	**192,5**	**33,9**	**12,11**			**70,9**			
S.O.G.S.A.S. Switserland	**28,5**			**2,1**											
BAA	**27,1**			**1,98**							**3,49**		**2,33**		
GsRSI Italy	**35,4**											**63,8**			
CV Helios Network						**29,4**									
AAVSO (Raw mean)	**29,6**														
Sonne Germany Preliminary															
O.A.A. Japan	**26,3**	**17,4**	**8,9**												
Solar Observer Society TOS Poland	**30**				**2,6**	**28,4**				**293**					



SIDC Weekly bulletin on Solar and Geomagnetic activity WEEK 516 from 2010 Nov 15

SOLAR CONDITIONS
Solar activity remained at low levels during the past week, despite several active regions present on the solar disk.
The flaring activity was moderate, with only one flare above the C level on Monday Nov. 15th, a C2.3 flare, peaking at
07:49 UT.

GEOMAGNETIC CONDITIONS
Geomagnetic activity was extremely low during the whole week.

SIDC Weekly bulletin on Solar and Geomagnetic activity WEEK 517 from 2010 Nov 22

SOLAR CONDITIONS
During the past week, solar activity was quite low. The GOES X-ray flux was mostly at A-level, with a few isolated B-flares.
On Nov 24, STEREO/COR2 and LASCO observed a CME around 4h24. This eruption however, did not affect the Earth. On the same day, the SDO/AIA 304 movie shows 3 filament eruptions. These were also not geo-effective. Several eruptions at the back of the Sun were observed on Nov 26 and Nov 27.

GEOMAGNETIC CONDITIONS
Geomagnetic conditions were quiet during the most of the week.
The solar wind speed decreased from 500 km/s on monday Nov 22 to 350 km/s on Nov 27. Late on Nov 27 a shock in all solar wind parameters was observed due to the arrival of a recurrent coronal wind stream. This caused a short period of unsettled geomagnetic conditions: Kp reached a maximum of Kp=4. The solar wind speed increased again to around 500 km/s.

The SIDC all quiet alert remained valid during the whole week

---

SIDC Weekly bulletin on Solar and Geomagnetic activity WEEK 518 from 2010 Nov 29

SOLAR ACTIVITY
Flaring activity was limited.
A filament near the central meridian in the northern hemisphere erupted late Nov 28.
The CME came into the view of STEREO A COR2 at 23:54UT, Nov 28. The eruption was directed above the ecliptic. According to EUV-solar disk images and magnetograms,
the flux rope had a WNE magnetic configuration. Such a configuration does not lead to strong reconnection with the earth magnetic field, in case of arrival.
Another plasma eruption took place on Nov 30, 17:43UT in the east of the solar disk. Evidence for this eruption was a coronal dimming and an EUV-wave. The source region had no NOAA or Catania numbering. The CME was visible in STEREOA/COR2 and HI1 data. It was propagating slightly above the ecliptic and to the east.

GEOMAGNETIC ACTIVITY
The geomagnetic conditions were very quiet this week with Kp between 0 and 2.
We could determine in ACE data of Nov 03, around 21:30UT the arrival of a small shock as the density increased abruptly. The temperature and the speed of the plasma following this (small) jump, increased also. This feature in the solar wind data is possibly a glancing blow of one of the two filament eruptions. But as already mentioned, the magnetic field of the Earth wasnot disturbed.

SIDC Weekly bulletin on Solar and Geomagnetic activity WEEK 519 from 2010 Dec 06

SOLAR ACTIVITY
Solar activity was relatively low during the reporting period. The week started with an eruption of a large filament on monday December 6 around 15:35 UT, observed by PROBA2/SWAP and SDO/AIA. The associated CME was seen in STEREO/A COR2 images starting at 18:54 UT. The CME speed as measured by CACTUS was approximately 550 km/s.
On December 8th, the GOES X-ray curve indicated a long duration event, linked to NOAA AR 1133 (Catania 76). SDO/AIA 171 images showed a dimming at that location starting at 09h05. The B-flare was also accompanied by a CME observed through STEREO (by STEREO/A COR2 around 11h39). The CACTus CME detection based on the LASCO images estimated its speed around 450 km/s.
Another long duration B-flare was observed on December 12th. The associated CME is not expected to influence the Earth. Also the other CME observed on December 12th is not expected to hit Earth.
Flaring activity was low during the past week, with no C-flares to report.

GEOMAGNETIC ACTIVITY

The filament eruption on Monday December 6 was situated on the south-east side of the Sun, so the associated CME did not affect the Earth.

On the same day, there was a shock in the solar wind speed was observed by ACE due to a sector boundary change. Also the CME on December 8th did not reach the Earth. We are currently experiencing the effects of a fast wind stream originating from long stretched recurrent coronal hole, which was clearly observed during the whole week. The geomagnetic effects of the enhanced wind stream are limited however.
The solar wind speed was low during the week, on average around 350 km/s. The Dourbes K-index did not exceed a maximum of K=3.